

# KOBELCO

# SK55SRX

## COMPACT MINI EXCAVATOR

AVAILABLE FOR  
RENT OR SALE

**ATS**  
EQUIPMENT INC.

[www.atsequipment.com](http://www.atsequipment.com)

**Full-Size Performance, Short-Radius Agility and Quiet Operation**

**11,128 lbs**  
**34 hp**  
**20 gallon fuel tank**  
**Rubber Tracks**

- Standard 18" bucket
- 12" digging bucket
- 30" grading
- 42" powertilt grading
- Thumbs available
- Auger available
- Hammers available

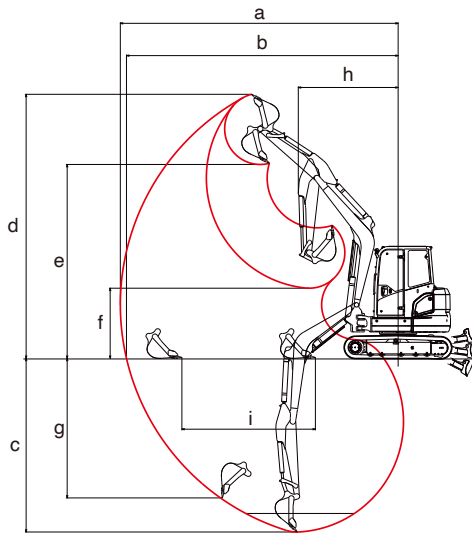


### Specifications

MODEL	SK55SRX	
Type	SK55SRX-6E	
Machine Mass	Cab	11,860* lbs
	Canopy	11,600* lbs

### Working Ranges

Model	Unit: ft-in
Model	SK55SRX
Arm length	5' 7" Standard
a- Max. digging reach	20' 6"
b- Max. digging reach at ground level	20'
c- Max. digging depth	12' 10"
d- Max. digging height	19' 5"
e- Max. dumping clearance	14' 3"
f- Min. dumping clearance	5' 2"
g- Max. vertical wall digging depth	10' 4"
h- Min. swing radius	7' 5"
i- Horizontal digging stroke at ground level	9' 10"
j- Dozer blade (height/depth)	1' 6" x 1' 1"



**ATS EQUIPMENT INC. Construction Equipment & Supplies Rentals • Sales • Service**

**BOSTON, MA**  
**(617) 825-3600**

**AUBURN, MA**  
**(508) 832-8500**

**REHOBOTH, MA**  
**(508) 379-6200**

**CANDIA, NH**  
**(603) 483-2100**

# AVAILABLE FOR RENT OR SALE

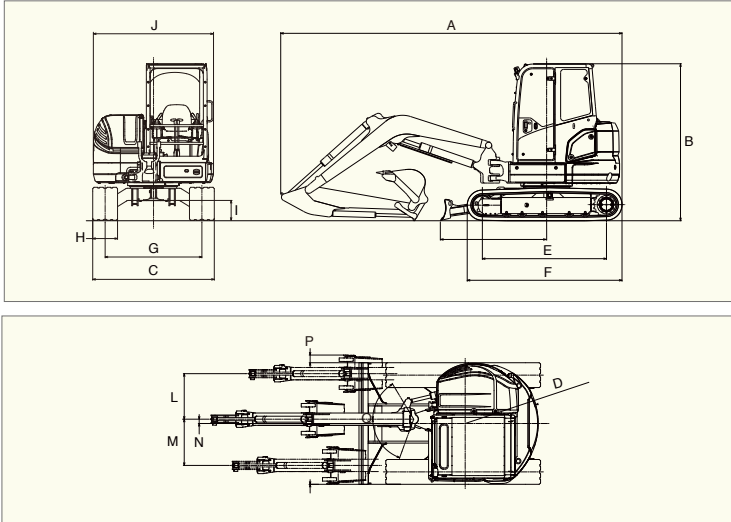
# KOBELCO SK55SRX

## COMPACT MINI EXCAVATOR



www.atsequipment.com

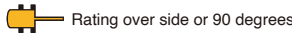
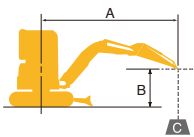
### DIMENSIONS



Model	Unit: ft-in
SK55SRX	
A Overall length (Heavy counterweight)	18' 3"
B Overall height	8' 4"
C Overall width	6' 5"
D Tail swing radius (Heavy counterweight)	4' 3"
E Tumbler distance	6' 7"
F Overall length of crawler	8' 2"
G Track gauge	5' 1"
H Shoe width	15.7"
I Ground clearance	12.6"
J Overall width of upperstructure	6' 4"
K Distance from dozer top to center of upperstructure	9' 7"

Model	Unit: ft-in
SK55SRX	
L Boom offset volume (right)	2' 5"
M Boom offset volume (left)	2' 5"
N Offset volume of boom center	2.8"
O Digging distance outside crawler shoe (right)	0
P Digging distance outside crawler shoe (left)	4.9"
Q Boom swing angle (left/right)	70°/59°

### LIFTING CAPACITIES



A – Reach from swing centerline for arm top  
 B – Arm top height above/below ground  
 C – Lifting capacities in pounds {kilograms}  
 Shoe: Rubber shoe Dozer blade: Down  
 \* Max. discharge pressure: 3,335 psi (23.0 MPa)

SK55SRX Cab		Long Arm: 6' 4", Without bucket				Shoe: 15.7" Heavy Counterweight						Radius				
		5 ft		7.5 ft		10 ft		12.5 ft		15 ft		17.5 ft		At Max. Reach		
B	A	Rating over front	Rating over side or 90 degrees	Rating over front	Rating over side or 90 degrees	Rating over front	Rating over side or 90 degrees	Rating over front	Rating over side or 90 degrees	Rating over front	Rating over side or 90 degrees	Rating over front	Rating over side or 90 degrees	Rating over front	Rating over side or 90 degrees	
15 ft	lb							*1,830	*1,830					*2,040	*2,040	13' 11"
12.5 ft	lb							*1,760	*1,760	*1,940	*1,940			*2,040	1,870	16' 0"
10 ft	lb							*1,960	*1,960	*1,990	*1,990			*2,080	1,640	17' 4"
7.5 ft	lb					*2,690	*2,690	*2,370	*2,370	*2,190	2,030	*2,120	1,600	*2,130	1,510	18' 2"
5 ft	lb					*3,790	3,550	*2,890	2,570	*2,470	1,980	*2,250	1,570	*2,190	1,440	18' 6"
2.5 ft	lb					*4,720	3,380	*3,390	2,470	*2,740	1,920	*2,380	1,540	*2,270	1,430	18' 6"
G.L.	lb			*3,820	*3,820	*5,200	3,280	*3,720	2,410	*2,940	1,880	*2,460	1,520	*2,360	1,460	18' 0"
-2.5 ft	lb	*3,770	*3,770	*5,530	5,080	*5,270	3,250	*3,840	2,370	*3,000	1,860			*2,460	1,560	17' 1"
-5 ft	lb	*5,590	*5,590	*7,360	5,130	*4,980	3,260	*3,680	2,380	*2,810	1,870			*2,570	1,760	15' 8"
-7.5 ft	lb	*7,890	*7,890	*6,150	5,220	*4,270	3,310	*3,100	2,420					*2,670	2,200	13' 5"
-10 ft	lb	*6,430	*6,430	*3,890	*3,890									*2,660	*2,660	9' 9"

SK55SRX Canopy		Long Arm: 6' 4", Without bucket				Shoe: 15.7" Heavy Counterweight						Radius				
		5 ft		7.5 ft		10 ft		12.5 ft		15 ft		17.5 ft		At Max. Reach		
B	A	Rating over front	Rating over side or 90 degrees	Rating over front	Rating over side or 90 degrees	Rating over front	Rating over side or 90 degrees	Rating over front	Rating over side or 90 degrees	Rating over front	Rating over side or 90 degrees	Rating over front	Rating over side or 90 degrees	Rating over front	Rating over side or 90 degrees	
15 ft	lb							*1,830	*1,830					*2,040	*2,040	13' 11"
12.5 ft	lb							*1,760	*1,760	*1,940	*1,940			*2,040	1,830	16' 0"
10 ft	lb							*1,960	*1,960	*1,990	*1,990			*2,080	1,600	17' 4"
7.5 ft	lb					*2,690	*2,690	*2,370	*2,370	*2,190	1,980	*2,120	1,560	*2,130	1,470	18' 2"
5 ft	lb					*3,790	3,470	*2,890	2,510	*2,470	1,930	*2,250	1,530	*2,190	1,400	18' 6"
2.5 ft	lb					*4,720	3,300	*3,390	2,410	*2,740	1,870	*2,380	1,510	*2,270	1,390	18' 6"
G.L.	lb			*3,820	*3,820	*5,200	3,200	*3,720	2,350	*2,940	1,830	*2,460	1,480	*2,360	1,420	18' 0"
-2.5 ft	lb	*3,770	*3,770	*5,530	4,960	*5,270	3,170	*3,840	2,310	*3,000	1,810			*2,460	1,520	17' 1"
-5 ft	lb	*5,590	*5,590	*7,360	5,000	*4,980	3,180	*3,680	2,320	*2,810	1,820			*2,570	1,720	15' 8"
-7.5 ft	lb	*7,890	*7,890	*6,150	5,090	*4,270	3,230	*3,100	2,360					*2,670	2,140	13' 5"
-10 ft	lb	*6,430	*6,430	*3,890	*3,890									*2,660	*2,660	9' 9"

ATS EQUIPMENT INC. Construction Equipment & Supplies Rentals • Sales • Service

BOSTON, MA  
(617) 825-3600

AUBURN, MA  
(508) 832-8500

REHOBOTH, MA  
(508) 379-6200

CANDIA, NH  
(603) 483-2100