

# TAKEUCHI TL10V2 COMPACT TRACK LOADER

AVAILABLE FOR RENT AT



[www.atsequipment.com](http://www.atsequipment.com)



## OPERATING PERFORMANCE

Operating Weight - Canopy	9,950 lb
Cab	10,270 lb
Tipping Load	7,205 lb
Rated Operating Capacity, SAE J818*	2,522 lb
Operating Load at 50% of Tipping Load	3,600 lb
Bucket Breakout Force	6,520 lb
Lift Arm Breakout Force	5,400 lb
Traction Force	9,730 lb
Ground Pressure - Canopy	4.9 psi
Ground Pressure - Cab	5.1 psi
Travel speed - Low	4.8 mph
High	7.0 mph

\* Operating capacity of compact track loaders is rated according to SAE J818 at no more than 35% of the tipping load

## HYDRAULIC SYSTEM

Auxiliary Flow - Primary Circuit	18.8 gpm
Auxiliary Flow - High Flow (optional)	32.8 gpm
Hydraulic System Pressure	3,481 psi

## ENGINE

Make / Model	Kubota / V3307CR-TE4B
Engine Displacement	203 cu in
Horsepower @ 2,600 rpm	74.3 hp
Maximum Torque @ 1,500 rpm	195 ft-lb

## FLUID CAPACITIES

Engine Lubrication	11.8 qt
Cooling System	15.9 qt
Fuel Tank Capacity	21.5 gal
Fuel Consumption (65% of Full Load)	2.7 gal/hr
Hydraulic Reservoir Capacity	9.5 gal
Hydraulic System Capacity	17.2 gal



## Takeuchi Fleet Management

- 2 Year Standard Service
- Utilization Tracking
- Minimize Downtime
- Proactive Maintenance
- Remote Diagnostics
- Control Costs

**ATS EQUIPMENT INC.     Construction Equipment & Supplies     Rentals • Sales • Service**

<b>BOSTON, MA (617) 825-3600</b>	<b>AUBURN, MA (508) 832-8500</b>	<b>REHOBOTH, MA (508) 379-6200</b>	<b>CANDIA, NH (603) 483-2100</b>
--------------------------------------	--------------------------------------	--	--------------------------------------

**AVAILABLE FOR RENT OR SALE**  
**TAKEUCHI TL10V2**

**COMPACT TRACK LOADER**



LCD Display



Rear View Camera



LED Work Lights



Hydraulic Lock




Pilot Operated Controls



Battery Access Panel



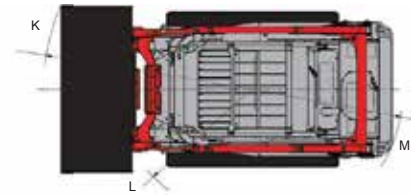
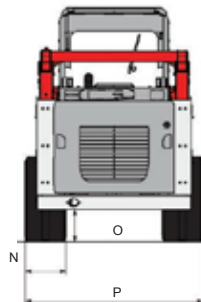
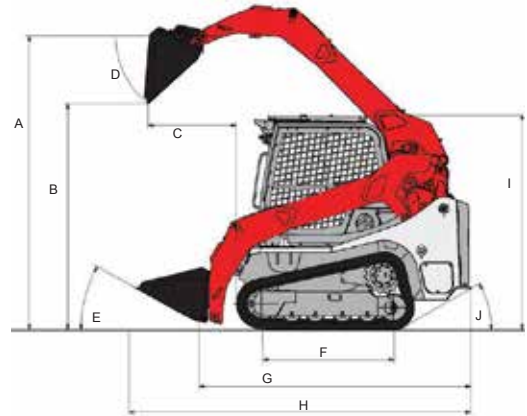
Lower Cross Member & Step



Oversized Lift Cylinders

**MACHINE DIMENSIONS**

A	Maximum Lift Height to Bucket Pin	10 ft 4.8 in
B	Dump Height Fully Raised	7 ft 11.9 in
C	Dump Reach Fully Raised	3 ft 1.4 in
D	Dump Angle	40°
E	Rollback Angle	30°
F	Track Ground Contact Length	4 ft 7.9 in
G	Machine Length	9 ft 7.2 in
H	Transport Length	12 ft 1.0 in
I	Transport Height	7 ft 5.4 in
J	Departure Angle	30°
K	Clearance Circle with Bucket	7 ft 8.5 in
L	Clearance Circle without Bucket	5 ft 0.0 in
M	Clearance Circle Rear	5 ft 5.2 in
N	Track Width	15.7 in
O	Ground Clearance	12.6 in
P	Overall Width without Bucket	5 ft 8.5 in



**ATS EQUIPMENT INC. Construction Equipment & Supplies Rentals**

**BOSTON, MA**  
**(617) 825-3600**

**AUBURN, MA**  
**(508) 832-8500**

**REHOBOTH, MA**  
**(508) 379-6200**

**CANDIA, NH**  
**(603) 483-2100**